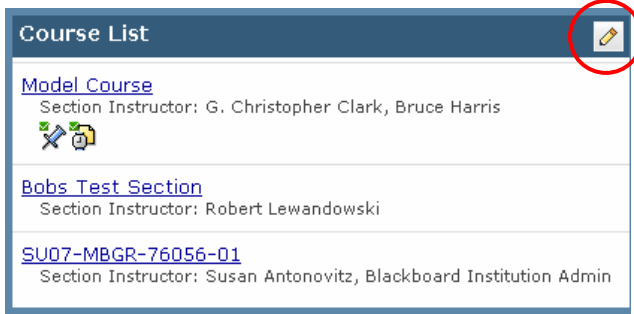
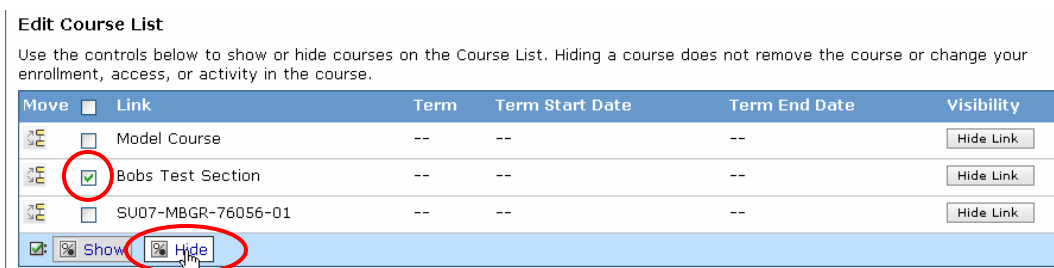


Hiding Course Links from Past Semesters

1. Click the **Pencil icon** in the upper right-hand corner of your Course List.

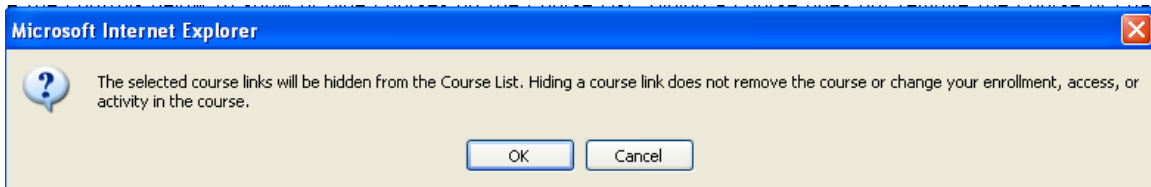


2. In the Edit Course List window, click *the check box for any course links you wish to hide* and then click **Hide**.



A dialog box appears to remind you that hiding a course link does not remove the course or change any current elements of the course.

3. Click **OK**.



4. To return to your Course List, click the **My Concourse** tab.



5. The Course Link you hid no longer appears in the Course List.

